

MODEL NO.:TM-190

POCKET SIZE LCD DIGITAL TIMER



+ FEATURES:

- Timer up to 99:59:59
- Count up and count down functions
- Compact
- Easy to read LCD display
- Easy to operate
- Magnet and hook/clip at the back for holding the timer





+ TIMER SETTING:

(1) Count down:

- Press "R" the clear the display to Zero
- Press H for Hour, M for Minute and S for Second to adjust the desired count down timing
- Press  to start the count down
- When the set time reaches, it will sound for 1 minute and timer will begin counting up
- Press  any key to stop the sound

***The Timer has memory function; Press to start again with the time that set before or Press "R" to reset the time*

(2) Count up:

- Press "R" the clear the display to Zero
- Press  to start the count up timing
- Press  to stop the count up timing

+ BATTERY REPLACEMENT:

- Open the battery door, insert 1 X 1.5V G13 size into the battery door compartment.
- Remove battery when not in use